

## CONTACT US

Girl Scouts of Southern Arizona  
4300 E Broadway Blvd.  
Tucson, AZ 95711  
girlscoutsoaz.org  
(520) 327-2288



# Your Guide to Going Gold

---

## How to Become a Gold Award Girl Scout

The Girl Scout Gold Award is the mark of the truly remarkable. Through pursuing the Gold Award, Girl Scouts change the world by tackling issues they are passionate about to drive lasting change in their communities and beyond while they learn essential skills that will prepare them for all aspects of life. As a bonus, the Gold Award opens doors to a variety of scholarships, preferred admission tracks for college, strong networking and amazing career opportunities, and much more.

This guide offers a comprehensive overview of everything from planning to proposals and teamwork to time logs. So, whether you've been dreaming of your Gold Award since you were a Daisy or you're a new member in high school looking to make a difference, this guide is for you. Let's get going and let's Go Gold!

---

# Contents

## Part I: The Gold Award Defined

- ▶ [The benefits of becoming a Gold Award Girl Scout](#) | 3
- ▶ [Key elements of the Gold Award](#) | 4
  - ▶ [What does “take action” really mean?](#) | 4
    - ▶ [What’s the difference between community service and a Take Action project?](#) | 4
  - ▶ [What is a root cause?](#) | 5
  - ▶ [How do I include a national and/or global link in my project?](#) | 5
  - ▶ [How do I show leadership in my project?](#) | 6
  - ▶ [What does a sustainable project look like?](#) | 6
  - ▶ [How do I measure my impact?](#) | 7

## Part 2: Achieving Your Gold Award

- ▶ [How do I know I’m ready?](#) | 9
- ▶ [How do I know what to do—and when?](#) | 9
- ▶ [How much time does it take?](#) | 9
- ▶ [What is the GoGold web app?](#) | 10
- ▶ [What are the #1 tips to help me succeed?](#) | 11
- ▶ [What are the seven steps to the Gold Award?](#) | 12
  - ▶ [Step 1: Choose an issue](#) | 12
  - ▶ [Step 2: Investigate](#) | 12
  - ▶ [Step 3: Get help](#) | 14
  - ▶ [Step 4: Create a plan](#) | 15

- ▶ [How do I earn money for my project?](#) | 15
- ▶ [Can I use media to share my project?](#) | 15
- ▶ [What do I need to know about safety?](#) | 15
  - ▶ [Step 5: Present your plan](#) | 15
- ▶ [Proposal review and approval process](#) | 16
  - ▶ [Step 6: Take action](#) | 16
- ▶ [What if I need to modify my project?](#) | 16
  - ▶ [Step 7: Educate and inspire](#) | 17
  - ▶ [Final report review and approval process](#) | 17
- ▶ [Congratulations—you’re a Gold Award Girl Scout!](#) | 17
- ▶ [Share your accomplishment with the world!](#) | 18
  - ▶ [When is the Gold Award ceremony?](#) | 19
  - ▶ [Credential and Military Ribbon](#)
  - ▶ [Our resource roundup for Girl Scouts](#) | 20

© 2020 Girl Scouts of the USA.

All rights reserved. No part of this publication may be reproduced, distributed, or transmitted in any form or by any means, electronic or mechanical methods, including photocopying, recording, or by any information storage or retrieval system, now known or hereinafter invented, without the prior written permission of Girl Scouts of the United States of America, except in the case of brief quotations embodied in critical reviews and certain other noncommercial uses permitted by copyright law. For permissions requests, write to Girl Scouts of the United States of America at the address below or visit the [www.girlscouts.org](http://www.girlscouts.org) website to access permission request forms.

First published in 2020 by  
Girl Scouts of the United States of America  
420 Fifth Avenue, New York, NY 10018-2798  
[www.girlscouts.org](http://www.girlscouts.org)

# Part 1: The Gold Award Defined


Curious about the Gold Award? Read on to learn more about what it means and how you'll lead lasting change in your community.

## The benefits of becoming a Gold Award Girl Scout


When you become a Gold Award Girl Scout, you delve deep into your passions, flex your problem-solving muscle, stand up for what you believe in, inspire others, and make a difference. It's an opportunity to do something more and to set your sights on true leadership.

### Here are a few other reasons to Go Gold:

- **Grow professional skills.** Gold Award Girl Scouts become pros in team building, problem solving, project planning, and time management. These are invaluable skills that all professionals need—and all people value. You can highlight these experiences as you apply to schools, jobs, internships, and other opportunities.
- **Earn scholarships.** Many universities and colleges award [scholarships](#) to Gold Award Girl Scouts.
- **Build your network.** Gold Award Girl Scouts recruit and lead teams to do amazing things! This experience will give you a network of supporters that lasts a lifetime.
- **Enlist at a higher pay grade when you join the military.**
- **GSUSA's National Gold Award Scholarship.** Every graduating Gold Award Girl Scout is eligible to apply for GSUSA's National Gold Award Scholarship, an annual grant awarded to one Gold Award honoree in each of Girl Scouts' 111 councils nationwide.



**SOMETHING TO REMEMBER:** Do this for you – not for anyone else! This isn't your parent's or troop leader's project. The Gold Award is an opportunity to harness your passion and put your ideas into motion. It's challenging. It's immensely rewarding. And it's entirely up to you.



**SOMETHING TO REMEMBER:** Once you've earned the Gold Award, you can proudly claim your gold Award digital credential from Credly, our verification partner! You can display it on your social media profiles, including LinkedIn. This allows prospective employers, universities/colleges, military academies, and others to verify your achievement simply by viewing your profile.

## Key elements of the Gold Award

The Girl Scout Gold Award is a **Take Action project** that must include **five elements**. Your project must (1) address a **root cause** of an issue that you feel passionate about that has a (2) **national and/or global link**. Through your actions, you must demonstrate (3) **leadership** while also creating (4) **sustainable** and (5) **measurable** impact.

### What does “take action” really mean?

Taking action means working to understand the root cause of a problem so that you can develop a solution that continues to address that issue—even after your Gold Award project has been completed. Simply put, taking action goes beyond community service.

### WHAT IS THE DIFFERENCE BETWEEN COMMUNITY SERVICE AND A TAKE ACTION PROJECT?

Take Action and community service projects are different, and both are essential to Girl Scouting. When you earn the Gold Award, you are transformed from living the Girl Scout Law to bringing it to life!

**Community service projects** are acts of kindness and important ways to help something or someone right now. They are commonly “one and done” activities. Performing community service almost always multiplies efforts that are already in place. Examples include collecting food for an existing food pantry, providing clothing or toiletries to people who have suffered a disaster, cleaning up a run-down playground, or picking up trash at a park, forest, or beach.

**Girl Scout Take Action projects** address an issue by tackling the factors that cause or contribute to it. As you may expect, these projects have a far-reaching impact. They are designed to change something for the better—forever.

Use this table to help determine whether an idea is a community service or Take Action project.

Community Service	Take Action
A short-term effort that helps something or someone fulfill an immediate need	A long-term project with sustainable and ongoing impact that addresses a root cause of an issue
Done FOR the community	Done WITH the community
Joining an existing effort to solve a problem	Creating a unique initiative to address an issue
Done as part of an existing team (usually as a volunteer)	Creating and leading your own team of volunteers
Working towards a goal that’s set by others	Setting the goals and leading a team to achieve them



**SOMETHING TO REMEMBER:** Collecting, beautifying, decorating, and cleaning can be part of a Take Action project; however, these activities are not stand-alone Gold Award projects. Stay focused on unique solutions with long-term relief.

## What is a root cause?

Root causes are an issue's trigger—they identify *why* an issue is happening. Often, you'll have to look for the *why* in a lot of places in order to get to the root causes. Once you've identified your issue, you can create a "mind map" in GoGold, the Gold Award web app (learn more about [GoGold](#)). This will help you find its root causes. A mind map can help you understand what triggers your issue and will help you look further to find the root causes of those triggers.

**ROOT CAUSE EXAMPLE:** *Rachel is passionate about ocean conservation. She asks why ocean pollution happens and lists several causes, including acid rain, soil runoff, and oil spills. She remembers witnessing the harmful impact of a major oil spill in her local ecosystem and decides to learn more about why oil spills happen. Rachel reaches out to experts and, after additional research, learns that a lack of safety protocols for oil storage is one of the root causes. She chooses to create a project that addresses how oil storage can be made safer to prevent spills.*

[Step 2: Investigate](#) will walk you through how to use a mind map and then research your issue's root causes. When you're ready, visit **Step 2 of GoGold** to do it yourself!

## How do I include a national and/or global link in my project?

Identifying a national and/or global link doesn't mean you need to travel or expand your project across the globe. It's likely that the issue you've been working towards addressing is relevant worldwide—it can be found in your own local, regional, or national community and across the globe, whether it's poverty, hunger, illiteracy, homelessness, or pollution.

Research how other areas, communities, or countries address your issue. Seeing how other people and places implement solutions might inspire your actions and will absolutely show you a national or global connection. Consider reaching out, explaining your ideas, and asking for their advice, ideas, and even collaboration. You can use what you learn to inform your project. Plus, these kinds of partnerships can be excellent ways to ensure your project's sustainability.

**NATIONAL AND/OR GLOBAL LINK EXAMPLE:** *For the past four years, Marianne has volunteered at a local animal rescue group. It regularly operates at its maximum capacity and is unable to take in new stray animals. Marianne decides to tackle one of the root causes of this issue for her Gold Award. As she begins her research, she learns that animal rescue groups across the country share the same challenge. She reaches out to national animal welfare organizations to better understand the issue and to access the research that they have available. She also decides to focus on a solution that she can implement at animal rescue groups in her community, then share with others throughout the United States.*

Visit **Step 4 of GoGold** to identify your issue's national and/or global link. Be sure to include research that backs it up!

## How do I show leadership in my project?

It isn't a leader's job to do everything; rather, it's the leader's job to make sure everything gets done. You will demonstrate leadership by recruiting and engaging a diverse team of volunteers from your network and around the community. Share your vision to help align your team—you can also map out activities, set schedules, create a communication plan, and solve challenges if they arise.

Take Action projects require partnering with the community you're serving, so be sure to enlist appropriate individuals, groups, or organizations before, during, and after your project to ensure they are engaged with and benefit from your project. Ideally, your project will provide the community you serve with a much-needed solution, so they will help sustain your project.

**LEADERSHIP EXAMPLE:** *Caitlin elevated her passion for theater to raise awareness about substance abuse issues among high school students. She reached out to her high school's drama club for volunteer actors and backstage crew members. She found volunteers within her Girl Scout troop to design and distribute promotional materials for performances.*

*At a local drug abuse education nonprofit, Caitlin learned about the extent of substance abuse in her town and found her project advisor. Her advisor connected her with volunteer educators who informed the educational components of Caitlin's project and hosted talk-backs after performances. Finally, Caitlin engaged other high school drama clubs to ensure that the program continued to reach her target audience.*

[Step 3: Get Help](#) features important members of your team and the roles they might play. When you're ready, visit **Step 3 of GoGold** to list your team members and share how you plan to lead them as you implement your project.

## What does a sustainable project look like?

Sustainability means that your project, as well as the work towards addressing your issue, carries on or continues even after you've done your part and earned the Gold Award. In a nutshell: you'll put a plan in place that ensures your Gold Award creates lasting change.

**Sustainability is not one-size-fits-all.** Here are three different ways you can ensure your project is sustainable:

**1** *Create a permanent solution ... and ensure it's used.*

Short project description	How you know it's sustained ...
Brand-new girls wrestling team at your school	Get a letter of commitment from your school administration to sustain the team
Cultural competency club at a local community center	Provide a how-to manual with guidelines and your organization charter to the community center so they can maintain your project after you wrap up
Formal-wear lending boutique for military families	Establish a system for rotating and refreshing available items that outlasts your support

**2** *Educate others by inspiring them to change their attitudes, beliefs, or behaviors ... and prove the changes by using a measurement tool and either 1) putting a plan in place to continue the education beyond your involvement or 2) enacting a call to action.*

Short project description	How you know it's sustained ...
Stress-relief awareness campaign	Collect pre- and post-surveys to measure change in your audience's knowledge and perceptions and enact a call to action, like a pledge, to track who commits to adopting new self-care habits
Reading workshops to promote early literacy	Collect pre- and post-surveys to measure how audience reading skills improve and share the curriculum with a community partner to continue literacy education
School recycling presentations	Collect pre- and post-surveys to measure increase in recycling know-how and enact a call to action, like an online tracking system to count the number of students recycling at the school and total pounds of recycled material annually



**SOMETHING TO REMEMBER:** When your goal is to change someone's mind, education can be a powerful tool. You can create and deploy a wide range of materials that will educate others about the issue you care about. We call this a "force multiplier" when someone makes a significant change to an attitude and/or behavior.

**3** *Advocate to change a rule, regulation, or law ... and engage others in your advocacy.*

Short project description	How you know it's sustained ...
Protecting sea turtle habitats	Get others to take up the cause by signing a petition as part of a campaign to enact a law that protects the animals' habitats. Your advocacy is what matters—bonus points if you get a law passed, but even if you don't, you can still change minds and behavior along the way.

Visit **Step 4 GoGold** to plan your project's sustainability.

## How do I measure my impact?

Your impact is measurable when you collect information or data throughout your project and use it to show that your actions have had a positive effect on the community and/or contributed to addressing your issue.

Think about what you can *count* in order to measure the effectiveness of your project. This means that you will need to set a goal or two! That way, when you measure your results, you'll know how effective your project was overall. Goals can feel intimidating, but remember, you're setting them for yourself—and they are adaptable.

You can begin demonstrating your impact by asking "how much?" or "how many?"

- You can count *how many* people your project helped, involved, or educated, or how many people changed their behavior or attitudes. You can also count the number of members in a group (social media or in person) or how many clicks, shares, views, or comments your website or posts received.

- If you are introducing a new concept to a group, you can use a pre- and post-questionnaire to measure *how much* they've learned or assess what behaviors they've changed.

Successful Gold Award projects have goals and measure true impact. Be confident in setting and measuring multiple goals, so you can understand the impact of each part of your project. And don't be shy about expanding your efforts as you go!

**MEASUREMENT EXAMPLE:** *Nancy is creating a technology class for women in the prison system to help prepare them for future employment. She sets two goals: to reach 50 women in the prison system with her technology class by the end of the school year and to be sure at least 75% of the women feel like they have increased their tech skills. To measure her impact, she plans to use two metrics: she will track participation to ensure she serves at least 50 women, and she will circulate questionnaires before and after the classes to assess if her participants are increasing their tech skills. By consistently tracking her progress, she can adjust her plan to better meet her goals.*

Visit **Step 4 of GoGold** to create your project's goals and outline how you'll measure your impact.



**SOMETHING TO REMEMBER:** While goals are important guidelines, they may change as you go along. It's OK if your impact doesn't perfectly match your initial goals – it's all part of the learning process. No matter the outcome, you should still collect data and analyze your results. This will help you understand your overall impact, reflect on what you learned and tell a compelling story about your Gold Award. If you think you need to change your goals after your proposal has been approved, reach out to your council contact for advice and support.

## Part 2: Achieving Your Gold Award

Now that you've learned about the Gold Award, you're ready to earn it—the greatest achievement in Girl Scouting! It may sound daunting, but we'll break it down into smaller, more manageable steps. Read on for more on how to get started. And remember: your council and the Girl Scout Movement will be there to support you every step of the way!

### How do I know I'm ready?

You can begin working on your Gold Award proposal in GoGold after you've crossed certain items off your to-do list. You're ready when:

- You're in grades 9–12.
- You're a registered Girl Scout Senior or Ambassador.
- You've have completed the Girl Scout Silver Award, a Senior/Ambassador Leadership Award, or a Senior/Ambassador Community Advocacy Award
- You feel compelled to do something meaningful that will make the world a better place!

### How do I know what to do—and when?

Review the Girl Scouts of Southern Arizona “Process Map” to Go Gold, plan using GSSOAZ Gold Award Committee dates and follow the GSSOAZ Suggested Timeline to Go Gold as a general planning guide to ensure you meet the guidelines as you complete the steps to become a Gold Award Girl Scout.

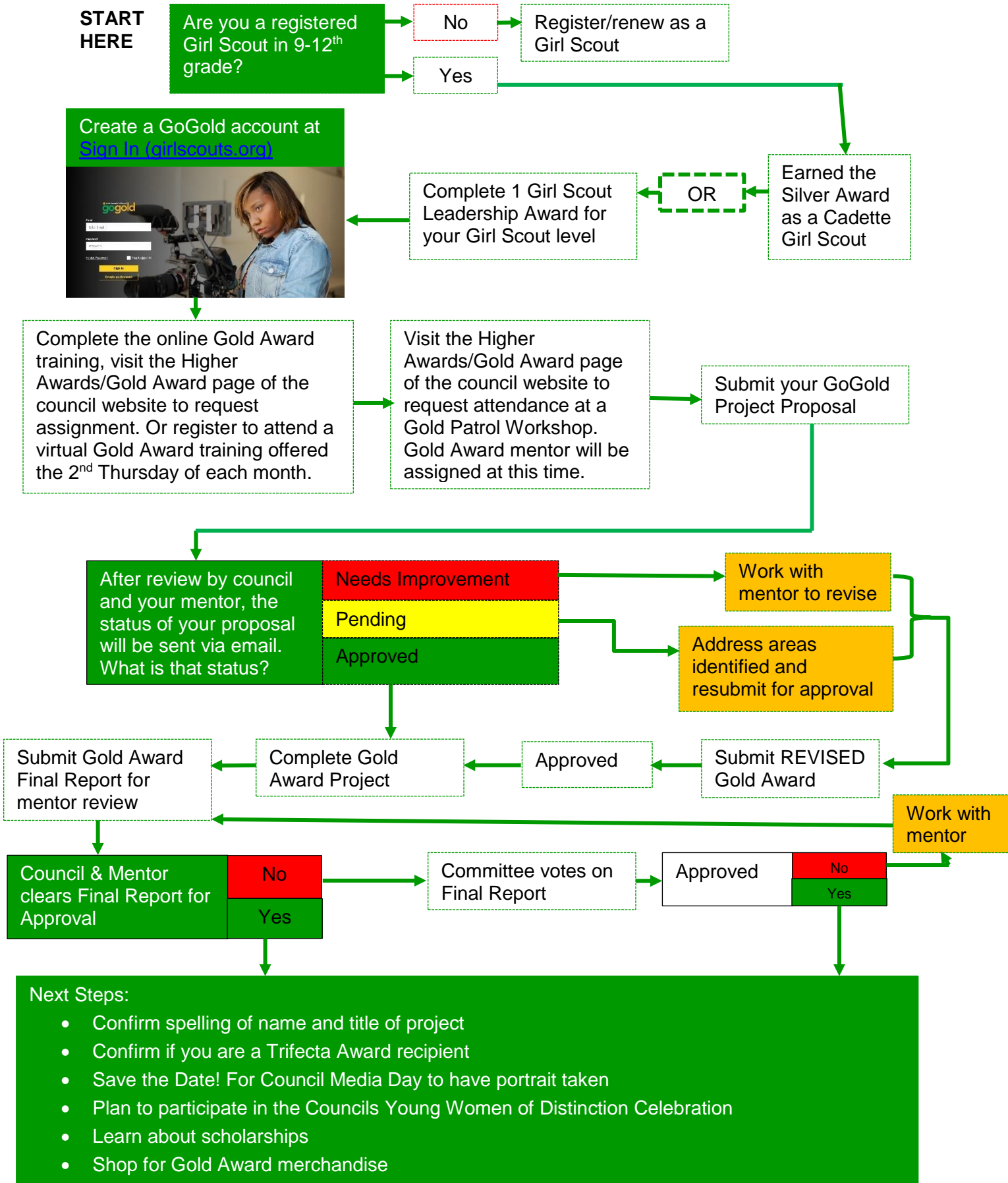
### Is training required?

**Training:** Anytime after October 1<sup>st</sup> of your 9<sup>th</sup> grade year, you can take the required Gold Award training. This training is available [online](#) as well as [virtually](#) on the 2<sup>nd</sup> Thursday of each month for the first two months of each quarter.

**Gold Patrol Workshop:** Upon successful completion of the Gold Award online training and after April 1<sup>st</sup> of your 9<sup>th</sup> grade year, you must attend at least one [Gold Patrol Workshop](#).

	Gold Award Online Pre-course Training	Gold Award Training	Gold Patrol Workshop
<b>Girl Scout Senior/ Ambassador</b> <i>Note: identify your troop/group volunteer (usually your leader-not a parent) &amp; your Project Advisor (subject matter expert)</i>	Watch <a href="#">Go for the Gold-Tips from Gold Award Girl Scouts</a> and <a href="#">Getting Started with the Gold Award</a>	Required	Required
<b>Troop/Group Volunteer</b>	Review <a href="#">Guide for Leaders</a>	Optional	Optional
<b>Project Advisor</b> <i>Note: Invite an adult to be your Project Advisor to provide guidance, experience, and expertise related to your project &amp; the issue you plan to address</i>	Review <a href="#">Guide for Project Advisors</a>	Optional <i>contact council to have training assigned if desired</i>	N/A
<b>Parent/Guardian</b> <i>Note: Your parent/guardian can be part of your team</i>	Review <a href="#">Guide for Adults</a>	Optional	Optional
<b>Troop Volunteer/ Caregiver/Girl Scout Senior/Ambassador</b>	<i>Optional:</i> Attend a <a href="#">Gold Award Roundtable</a>	Roundtable available the 2 <sup>nd</sup> Thursday of the last month of each quarter	

# Girl Scouts of Southern Arizona "Process Map" to Go Gold



## GSSOAZ Suggested Timeline to GoGold



Complete a Leadership Award, or earn the Silver Award as a Cadette

Complete required Gold Award training Girl complete required training after October 1 of your freshman year.

Attend Gold Patrol Workshop to review project idea with Gold Award committee

*Note: You will be assigned a mentor to guide you through your proposal at this time*

Create a GoGold account at [gogold.girlscouts.org](http://gogold.girlscouts.org)



Develop your project plan and choose your Troop/Group Volunteer and Project Advisor  
Log in to GoGold and complete Steps 1-4

Discuss your plan with your Troop/Group Volunteer and Project Advisor

Present your plan Log in to GoGold to complete Step 5 to submit your Project Proposal; invite gold mentor to review; allow time for your Troop/ Group Volunteer and Project Advisor to review and approve



Take Action!  
Carry out your approved Gold Award Project plan. Your Gold Award may take 6 months, depending on the time you spend and the nature of your project.

Take your time and budget as you go. Log in to GoGold to complete Step 6.

Submit your Final Report. Log in to GoGold and complete Step 7; invite your gold mentor to review and confirm final report matches approved proposal.



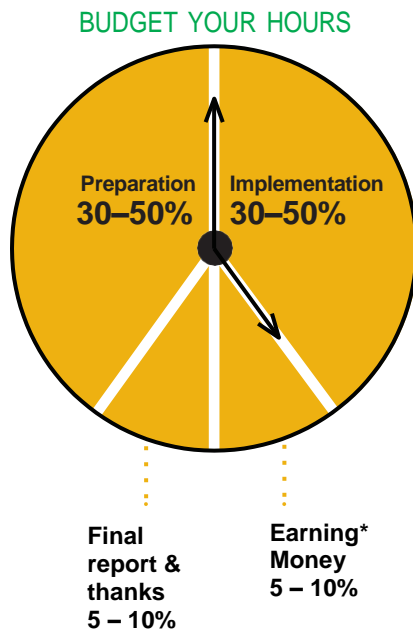
Celebrate!  
Attend the GSSOAZ Young Women of Distinction Celebration held in the spring.

*Note: The last possible day to submit your Final Report is September 30<sup>th</sup> following graduation from high school.*

## How much time does it take?

Plan to spend at least 80 hours bringing your project to life – that’s the minimum. These hours will give you the flexibility to properly prepare, plan, and execute every phase of your project.

Use this chart– and the definitions below – as a guide to help you plan how to best invest your time for maximum efficiency and impact.



\***Earning money (5-10%)** is optional and only includes time spent earning.

- **Preparation (30–50%)** includes time planning pre- and post-approval.
- **Pre-approval (up to 25%)** is the process of preparing your project plan before council review and approval. *This includes some research, contacting possible community partners, investigating potential venues, finding prospective volunteers, and ultimately completing your project proposal.*
- **Post-approval (up to 25%)** is the work of finalizing your research and locking in your logistics after your proposal is approved by your council. For example, you might contact your venue and set dates and times for workshops.
- **Implementation (30-50%)** is the process of leading and executing the plan you defined in your project proposal and making changes when necessary, to achieve the project’s goal. *This includes training your volunteers, leading your team to do your project, and more!*
- **Final report & thanks (5-10%)** includes reflecting on your impact and appreciating your team, which are essential parts of the Gold Award, so make these a priority as you wrap up.

## What is the GoGold web app?

GoGold is a mobile-friendly web app you will use to track your progress towards completing the seven steps of the Gold Award—from idea to proposal, to taking action and final report—online!

You can use GoGold to brainstorm and submit your official Gold Award proposal as well as your final report. This system is designed with you in mind. It offers a lot more than just a place to upload documents.

GoGold takes you through each of the Gold Award steps while offering new ways to examine the issue you want to work on and its root causes, plan your project, set goals, map a timeline, and add your team members.

The functionality built into GoGold is going to save you time, too. The system includes options for your troop leader to virtually sign off on your prerequisites, like your completed Journeys or Silver Award, and for your project advisor to verify your proposal is ready for your council’s review process. (We will tell you more about the role of a project advisor in [Step 3.](#))

Think of GoGold as an interactive, informative, and enormous filing cabinet up in the cloud—where every single Gold Award proposal and final report is proudly safeguarded and catalogued for all the Girl Scouts who are on this amazing journey. Plus, GoGold is the exclusive way your council can nominate a Gold Award Girl Scout for consideration to be selected as a National Gold Award Girl Scout. [Learn more](#) about how Going Gold could give you the opportunity for this national recognition.

## What are the #1 tips to help me succeed?

DO THIS	NOT THIS
Pull a team of volunteers together and put your leadership skills to work.	Do it all yourself with just a few or no volunteers.
Choose a project advisor who is an expert on your issue and willing to be involved.	Choose a parent or troop leader as an advisor.
Plan ahead and anticipate obstacles.	Wing it without a plan.
Break up your work into small, manageable bundles and assign each bundle a timeline.	Procrastinate or try to do it all at once.
Update your project advisor and council support team and ask questions when needed.	Keep project progress, obstacles, and details to yourself until you submit your final report.
Document everything as it occurs so that the information you collect is accurate and honest.	Make up a timeline after you've finished the project or put together several small projects.
Measure your project's outcome—collect data, conduct surveys, and/or do pre- and post-evaluations	Complete your project with no real way to measure the impact you've made.
Make sure your project includes the five Gold Award elements.	Submit your project proposal without addressing root cause or including a national and/or global link, sustainability, measurability, or leadership.
Include detailed goals in your project proposal that show your anticipated impact.	Skip goal setting.
Do research to make sure any organizations you plan to work with want to sustain your project.	Assume that organizations need your help.
Create a dynamic project with measurable impact on a community.	Create a static website as the focus of your project or hold a one-day workshop.
Be original—this is your chance to shine!	Copy what others have done.

## What are the seven steps to the Gold Award?

- ▶ Step 1: Choose an issue
- ▶ Step 2: Investigate
- ▶ Step 3: Get help
- ▶ Step 4: Create a plan
- ▶ Step 5: Present your plan
- ▶ Step 6: Take action
- ▶ Step 7: Educate and inspire

Let's break it down with a description of each step and tips for success. You'll complete these steps using [GoGold](#). When you're ready, [create a GoGold account and get started!](#)

### Step 1: Choose an issue

In this step, you will answer questions that will help you reflect on your personal values, education, experience, and interests in order to find an issue you care about.

Use the interactive question tree in GoGold to answer a series of questions that will help you explore how to merge your passions and skills to take action. It's easy! Simply answer the questions and GoGold will do the rest, compiling your responses into project themes that may interest you.

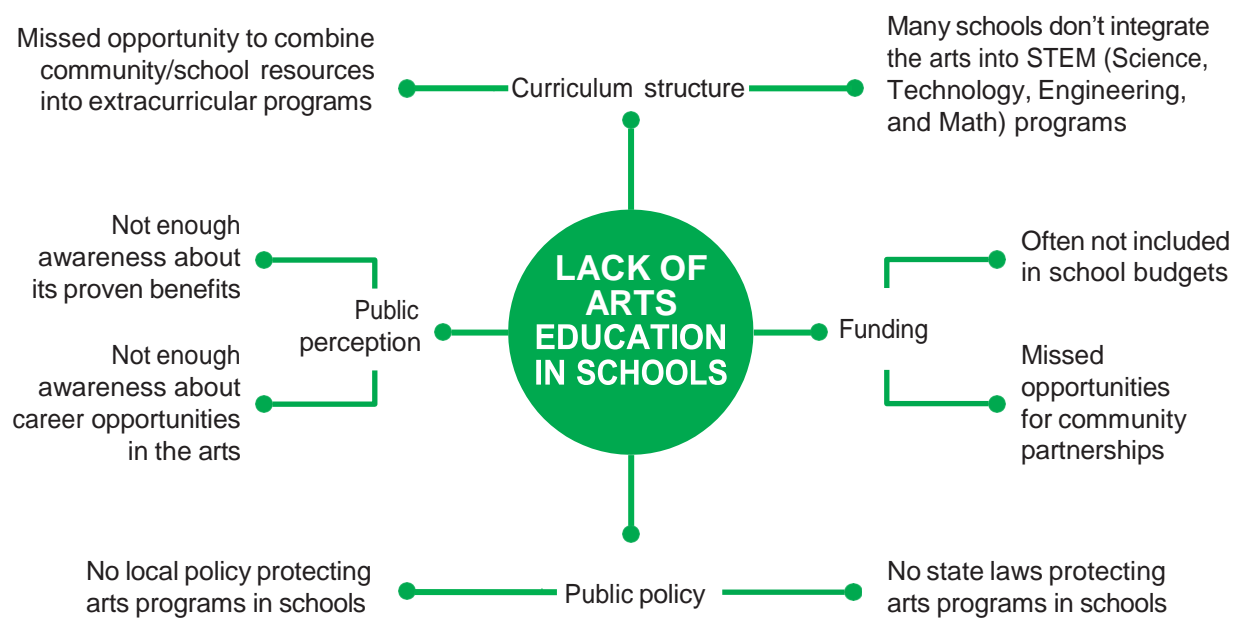
Why?	Who?	Where?	What?	How?
Why are you inspired? Do you care about poverty, women's rights, environmental sustainability, health and relationships, animals, human rights, veterans, sports, or something else?	Who do you want to help? The elderly, children, those less fortunate, nature, people with disabilities, or animals?	Where do you want to make an impact? Your school, neighborhood, city, state, country, or around the world?	What are your strengths and talents? Public speaking, math, community building, empathy, research, or people skills?	How do you want to make a difference? Will you change a law, lead workshops, start a club, develop curriculum, give presentations, teach a skill, or take action another way?

You can complete the quiz as many times as you want. And you'll leave the step with an issue or two you may want to explore further.

### Step 2: Investigate

In Step 1, you identified a community issue or two that you're interested in exploring further. You'll need to trace back the issues to their root causes for your project and then connect with issue experts to plan your project. By addressing the root causes of your issue and involving your community in the solution, you'll be primed to make a sustainable impact.

Start by using a mind-mapping tool to explore the root causes of the issue you've chosen. Here's an example mind map:



Notice that the community issue “lack of arts education in schools” is placed in the center and that things that trigger it, like funding, public policy, public perception, and curriculum structure are explored further. When you explore further, you find **root causes**. In this example, the root causes are in the outer prongs. For example, the root causes of the public's perception of lack of arts education in schools include not enough awareness about proven benefits and not enough awareness about career opportunities in the arts.

Once you've identified root causes, take your research further to make sure:

- You've identified a real need in the community.
- You can make your project idea happen—it's realistic.
- You can learn about resources and develop a network beyond your friends and family to help you.

**Get online.** Check news and organizations' sites related to your issue. Explore how the media in other countries cover your issue.

**Go to the library.** Find books that offer in-depth analysis of your issue, read your local newspaper, and look for magazine articles that offer different perspectives.

**Interview experts.** Talk to friends, neighbors, teachers, business owners, community partners, and others who can offer information or insight about the issue you've chosen.

**Need help identifying organizations or people who have knowledge of your issue or finding an expert to interview?**

Click the help icon next to the “Research” tab in GoGold for suggestions, including a community map, a short list of thought starters, and interview tips.



**SOMETHING TO REMEMBER:** Before you meet with people, get safety tips from your troop/group volunteer and always make sure your family knows who you're talking to or meeting with – safety first!

### Step 3: Get help

In Step 3, you'll form a team of volunteers. Working together to put your plans into action allows you to flex your leadership muscle and make a bigger impact than you would on your own. Anyone can be on your team—you don't need to limit yourself to just people your age or those who are Girl Scouts. But do choose a diverse group of volunteers with different skill sets who will work to put your project into action and stick it out until you're done.

**Here are some important members of your team:**

**Gold Award Committee** is a panel of volunteers who will assist you in developing your project during Gold Patrol workshops and will approve your proposal and final report.

**Gold Award Mentor** is a member of the Gold Award committee assigned to you after attendance at a Gold Patrol workshop.

**Your project advisor** is an adult you approach and invite to be on your team, who has some level of expertise in one or more areas of the issue your project addresses. Think of your project advisor as a professional consultant; they can guide you as you plan and implement your project. The project advisor does not design your project but does offer valuable insight, advice, and guidance.

Parents/guardians and troop volunteers cannot be project advisors. Sometimes adult siblings or family members such as aunts or uncles can be approved project advisors if they are experts on your issue. However, we strongly encourage you to reach outside your familiar circle and grow your network. The [Project Advisor Guide](#) will help your advisor understand their role and how they can support you.

**Parents or guardians** are amazing supporters! They can act as cheerleaders, sounding boards, and chauffeurs. They can also help you out with safety, transportation, and travel guidelines. The [Guide for Adults](#) lists helpful ways your parents or caregivers can help you; however, as we said above: parents/guardians cannot act as your project advisor.

**Troop volunteers and individually registered member mentors** can help make sure you've met Gold Award prerequisites and may also agree to be a part of your volunteer team. They can also review Gold Award funding, safety, and travel guidelines with you. The [Guide for Leaders](#) will get them started!

**Friends and family** may want to help you implement your plan. Troop sisters, relatives, friends, siblings, and cousins can all make terrific team members. Feel confident about giving them hands-on roles and delegating tasks to them, too!

Use Step 3 of GoGold to keep a list of your confirmed team members. You're required to work with at least one adult volunteer—your project advisor, so be sure to list them first. Then, add at least three to five additional team members who are not your parent/guardian or troop volunteer. From there, you can add as many others as you'd like!

Keep in mind that a good leader identifies specific team members with varied backgrounds and skill sets to assist with specific tasks associated with their project. While you may be inclined to primarily enlist your peers, adult support can help you form partnerships with organizations, access resources, and provide important safety measures (your council can help make sure you're covered). So, be ready to identify each volunteer's role and don't worry about missing someone—you can add more team members as you go along.



**SOMETHING TO REMEMBER:** When you expand your circle, you expand your impact. You may feel a little bit uneasy to approach and invite those outside your network to join your team, but remember to use your proposal as your guide to explain your plans. Chances are – they will be impressed!

## Step 4: Create a plan

In Step 4, you'll bring together the work and research you did in Steps 1–3 to show how you will achieve your project's purpose. You'll work out the specific details of your project proposal, including a project description, proposed budget and timeline, and your thoughts on how the project will impact you, your target audience, and your wider community. You'll also define your project's national and/or global link, set goals to measure your impact, and plan how you'll sustain your project (refer back to [Part 1](#) for a refresher).

Provide as much detail as you can so your council can evaluate your timeline and proposed scope of work. Ensure you've clearly articulated your ideas and plans, identified your team, set clear goals, and determined how your impact will be measured so it can be easily understood and evaluated. The people reviewing your proposal may not know you personally; be specific so your vision is clear to them.

### HOW DO I EARN MONEY FOR MY PROJECT?

Always refer to the current copy of the Money Earning Activity Guide found in the forms section of our website for appropriate steps in earning funds for a Gold Award Project. Your project must be approved before money-earning activities can be approved via the Gold Award Money Earning Application.

### CAN I USE MEDIA TO SHARE MY PROJECT?

**Media Guidelines (Guidelines for Using Social Media)** All social media posts **MUST** be submitted to the Marketing Department via email for approval.

Some guidelines to keep in mind:

**Think safety.** Be sure that the location of the people in your photos and videos can't be traced. For example, avoid filming the front of a home with an address or street names in sight or filming in a driveway with a car license plate visible.

**Get written consent.** You'll need to get written consent from anyone (adult or minor) you capture in a video or photo you plan to make public. If you're working with people under 18, you'll need a parent signature on the consent form.

**Represent yourself well.** Remember what you post online can be read by anyone. Be guided by safety and how you represent yourself as a Girl Scout. Consider: privacy, language use, sponsorship, links, and proper use of copyrighted material (writing, music, brand, images, and pictures).

**Weigh whether you need a website.** It's common for Gold Award projects to have a website. Building a website can be a great way to learn a skill. You can also recruit an expert who can guide you on the technical and legal aspects of having a site. This is your project, so get involved in the process at all levels- decision-making, research, writing, graphics, and web page creation.

**Consider the following questions to help you decide whether to develop a website:**

- **Why do you want a website?** Do you need to convey info to your target audience? Or post dates and notices? Would you like to create a scrapbook record for the person who continues your project to follow? Do you need a site to keep track of the work you've done? If you answered "yes" to any of those, a website might be right for you.

- **How many websites already exist on your topic?** Are there a lot? If so, will another really make an impact, or will it just get lost?
- **Does your target audience have internet access?** Choose another communication tool if your target audience doesn't have internet access. If your target audience has access, how will they know about the web page? Will it show up in an internet search? Will you need to market it?
- **How much will it cost?** Will your website be part of another site? Or do you need to purchase your own URL? Will you have to pay more for a password protected site? Does the site provide a way to keep individual files and downloads? Does it have all the functions you need (e.g., a calendar function, email and comment box features)?
- **How much time will be required for upkeep?** Who will be responsible for posting changes? How often do you want to change the site - weekly, bi-weekly, monthly, quarterly, or yearly?
- **Will you need interactivity?** Is your site an information-only site, or will you need an interactive component? If so, can you build in password protection?

## WHAT DO I NEED TO KNOW ABOUT SAFETY?

As a Girl Scout, you know that safety is important. When you work on the Gold Award, it's a good idea to make a basic safety management plan. In advance, think about:

- What could go wrong
- How to prevent things from going wrong
- What to do if they go wrong anyway

You can find the current safety guidelines in the forms section of our council website under **Safety Activity Checkpoints**.

## Step 5: Present your plan

You'll know you're ready to submit your proposal to your council for review and approval when you can confidently check all the boxes below:

- You've met the prerequisites (see "How do I know I'm ready?")
- You've created a unique project
- You've chosen an expert project advisor (Step 3: Get Help)
- You've engaged a team of volunteers who will take action with you
- You've addressed the root cause of an issue
- You've tackled your target audience's needs
- You've set clear goals. You can say, "Here is the change I plan to make, and here's how I'll know I've made it."
- You've designed a sustainable project

- You've identified a national and/or global link
- You've developed a realistic budget
- Your project will take at least 80 hours to complete
- You have the skills and resources to carry out your project
- You've created a plan to inspire others about your project and its impact

Before you submit, be sure to upload any additional files your council requires and download a copy of your proposal to keep for your records. Then, get your troop leader/volunteer to verify that you completed your prerequisites and obtain project advisor support of your proposal before submitting it. You'll be able to use GoGold to send an email request for verification that they can complete online in just a few clicks.

Your council will have a specific review and approval process, so be sure to check in with them for next steps.

## PROPOSAL REVIEW AND APPROVAL PROCESS

- Prior to submission, invite your committee mentor to review your proposal. If they feel it's ready, submit through GoGold. Once your proposal is submitted through GoGold, your proposal will be reviewed and a response will be emailed within 5 business days
- If needed, the mentor will contact you to review your proposal and guide you on any changes that may need to be made. We encourage you to be open to suggestions and willing to discuss changes that may be necessary to ensure a quality project that will be approved.
- The mentor will determine when you are ready to present and notify the committee chair. You'll receive an email invite from the chair to present your proposal for approval at the monthly committee meeting.
- Ambassador Girl Scouts in 12<sup>th</sup> grade must have their proposal submitted no later than April 1 in order to receive approval no later than June 1<sup>st</sup> of their graduation year.

*Note: While providing community service is an important part of Girl Scouting, most service projects do not meet the national guidelines for earning the Girl Scout Gold Award. The Gold Award requires you to take action to create sustainable change. Therefore, service projects such as hosting a blood drive, gathering equipment, toys, or books, making or collecting blankets, scarves, hats, wheelchair bags, greeting cards, chemo caps, building, planting, or painting projects, or other donation, collection, or construction projects or plans to contribute to existing service projects can be part of a project plan, but if these activities are planned on their own as a stand-alone project, the Project Proposal will be returned for further development.*

## Step 6: Take action

Once your proposal is approved, it's go time! Lead your team to carry out your plan. Log your hours and track your income and expenses as you put your proposal into action. Use the Experience Log to upload photos, videos, and/or text posts showing your project in action. These posts will be shared with your council when you submit your final report in Step 7.

## WHAT IF I NEED TO MODIFY MY PROJECT?

Communicating regularly with your mentor will be the key to your success. If changes need to be made to your project, your mentor will guide you through this process as well as determine if the proposal needs committee review prior to moving forward.

## Step 7: Educate and inspire

By Step 7, you're in the home stretch. It's time to tell your story—to tell others what you did, what you learned, and the impact your project had on your target audience. This is your chance to shine, so be sure to fully reflect on each question and provide thoughtful, detailed answers.

Like in Step 5, upload any additional files your council requires and download a copy of your final report for your records. You'll obtain project advisor verification for the great work you completed and then submit to your council for review and approval.

Upon submission of your Gold Award Final Report, be sure and submit a portrait of yourself IN UNIFORM as a jpeg file to [awards@girlscoutssoaz.org](mailto:awards@girlscoutssoaz.org) Use a neutral background – beige, gray, tan – not white or textured (brick), this will be the photo used in the Celebration program as well as any media postings.

### FINAL REPORT REVIEW AND APPROVAL PROCESS

- Prior to submission of your final report, invite your committee mentor to review. If they feel it's ready, submit your final report via GoGold online.
- Council and your mentor will review and an answer will be provided within 5 business days.
  - If changes need to be made, council will be advised and the final report will be reopened.
- To be recognized at the Young Women of Distinction Ceremony in the current membership year, your project must be completed and your final report submitted no later than midnight, February 1.
- Ambassador Girl Scouts in 12<sup>th</sup> grade have until September 30 after graduation to complete their project and turn in their final report.

When your final report is approved, you're officially a Gold Award Girl Scout.

Celebrate and be sure to thank your project advisor, your team, and all the other people who helped you along the way!

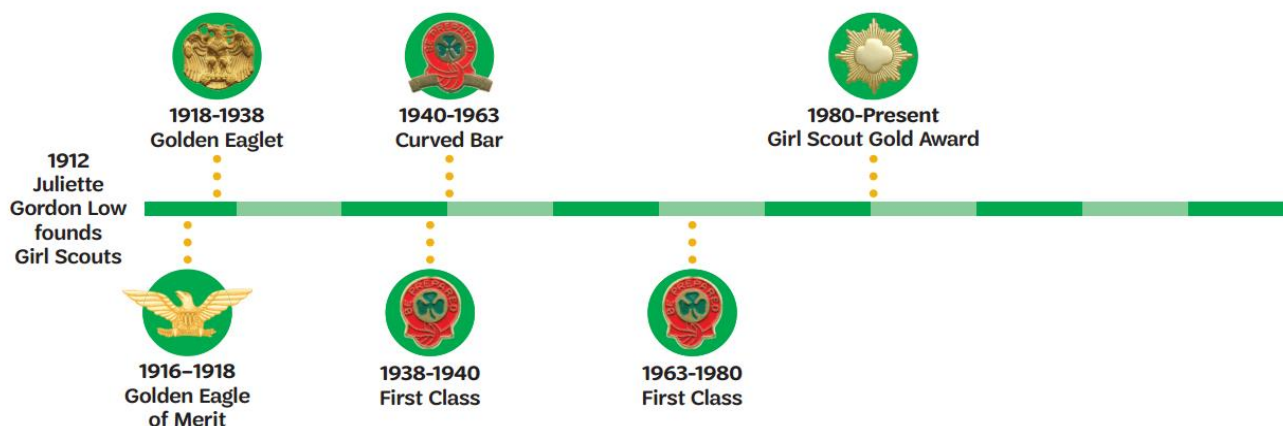
## Congratulations—you're a Gold Award Girl Scout!

You've earned the Gold Award, the most highly regarded award in the world for girls. It's the mark of the truly remarkable. Becoming a Gold Award Girl Scout marks an important milestone in your Girl Scout career. The same vision, commitment, and leadership that brought you through the Gold Award process will now carry you to new heights. This will distinguish you on scholarship applications, college admission essays, and on your résumé—forever. What you have earned will set you apart, in all the best possible ways!

In addition to accomplishing this challenging personal goal, you can now join an esteemed group of Girl Scouts who share this distinction.

From its beginning in 1916, the greatest achievement in Girl Scouting has been a symbol of excellence and leadership that recognizes the extraordinary efforts of extraordinary girls. While the Gold Award has gone by many names, now all Girl Scouts who earned the First Class, Curved Bar, Golden Eaglet, or Golden Eagle of Merit are part of the Gold Award Girl Scout Family (see [GSUSA's proclamation](#)). Its timelessness has inspired generations of young women to find greatness inside themselves and share their ideas and passions with their communities and the world. Congratulations on joining this network of talented and inspirational women!

## YOU'VE JOINED HISTORY—WELCOME TO THE GOLD AWARD GIRL SCOUT FAMILY!



## Share your accomplishment with the world!

How many other teenagers can say they led a team that tackled an issue in their community to create lasting change? We know you can say it! You stand out in a crowd—own it!

Now that you're a Gold Award Girl Scout, it's time to leverage your accomplishment and share your passion:

- **Capture the skills you gained.** Remember all the things you learned while earning the Gold Award. Things like project management, team building, public speaking, and resource development are real-life skills that need to be highlighted. Make sure you add your new skills and competencies to your future applications and résumés.
- **Apply for scholarships.** When applying for scholarships (and you should be!), you'll want your Gold Award to be a highlight. The work that goes into earning it will show you as a well-rounded, community-minded, forward-focused can-doer! Be sure to review these specific [scholarships](#) designed *just* for Gold Award Girl Scouts.
- **Expand your network.** Think of all the people you met and engaged with while working towards the Gold Award. Keep all those contacts and add them to your professional social media accounts, like LinkedIn, whenever possible. Those individuals will be proud to be connected to you, and the Girl Scout Gold Award, forever.
- **Get paid more.** If you join the military, you can enlist at a higher pay grade.
- **Get the job.** Highlight your Gold Award on your résumé—as well as all the skills you gained while earning it. Don't underestimate the power of a Girl Scout alum, or sister Gold Award Girl Scout, receiving your résumé or application!

### RÉSUMÉ TIPS:

**Describe what the Gold Award means** for anyone who may not be familiar with it (ideally one sentence or less). For example:

- Earned the Girl Scout Gold Award by planning and executing an 80-hour service-learning project and

managing a team of volunteers and community partners

**Quantify, quantify, quantify!** Include measurable outcomes from your project to tell about your leadership experience and impact. Instead of saying:

- Developed a robotics program for girls

Try something more powerful, like:

- Created a robotics curriculum that reached 80 girls—90% of whom reported an increased interest in STEM careers
- Partnered with two school districts to add the curriculum to 10 school clubs
- Implemented a social media strategy to educate girls on STEM opportunities, achieving more than 5,000 impressions in total

**List skills that you developed in pursuing your Gold Award.** Shine a light on transferable skills like project management, communication, strategic planning, research, budget oversight, fundraising, team building, and social media marketing.

**Elevate your online story.** If you created a website as part of your Gold Award, consider adding a link. You can use a free URL shortener to make the link memorable.

---

## WHEN IS THE GOLD AWARD CEREMONY?

The Young Women of Distinction Ceremony is held in the spring each year.

**REMINDER:** To be recognized during the current membership year springtime ceremony, the project must be complete and the final report submitted through GoGold online no later than midnight on February 1.

---

## What is the Gold Award Military Ribbon?

A Gold Award Girl Scout is entitled to enlist **at a higher pay grade** when they join the military. This means that a Gold Award Girl Scout is entitled to enlist in the U.S. Army, Air Force, Navy, Marines, and Coast Guard at a higher pay grade than individuals who have not earned the Gold Award.

*Note: prior references to "higher rank" across military branches were incorrect; not all military branches use the term "rank."*

### Official documentation:

- **Air Force:** [AFMAN 36-2032\\*](#) (Table 3.1, Rule 10)
- **Army:** [AR 601-210](#) (Paragraph 2-1, Page 30, Bullet 12)
- **Coast Guard:** [Coast Guard Recruiting Manual](#) (Chapter 3, Table 3.1, Page 41)
- **Marines:** [MCRCO 1100.1](#) (Table 4-2, Rule 9)
- **Navy:** [COMNAVCRUITCOMINST 1130.SK CH-3](#)

*\*The Air Force is presently changing "Girl Scout Gold Palm" references to "Gold Award."*

## The Girl Scout Gold Award Military Ribbon

The Girl Scout Gold Award Military Ribbon was designed to honor Gold Award Girl Scouts participating in military-affiliated programs as well as alums pursuing careers in the military. Gold Award Girl Scouts may proudly wear this ribbon on uniforms issued by their military-affiliated program or institution. This collectible ribbon recognizes your distinguished achievements. Inspired by your commitment to Girl Scouting and the U.S. armed services, the military ribbon is solid green with gold stripes. Regulations for wear may vary, please consult your institution for approved ribbon placement. After final approval, you may purchase your [Girl Scout Gold Award Military Ribbon](#) from the National Girl Scout shop.



Ribbon: 1 ¼"x ¼". Bar pin: 1 ½"x ¼"

## What is the GSUSA Gold Award Scholarship?

The GSUSA Gold Award Scholarship program recognizes the outstanding achievement of and provides financial support to one Gold Award Girl Scout per council.

The GSUSA Gold Award Scholarship is earned by a Girl Scout who completed a Gold Award project that demonstrated extraordinary **leadership**, measurable and **sustainable impact**, and addressed an issue of **national and/or global** significance.

**Who:** Any Gold Award Girl Scout whose Gold Award Final Report has been approved by their council in GoGold between April 1 and March 31 annually, is eligible to apply.

### Benefits:

- An academic scholarship
- An official letter of notification
- Promotion that helps you reach a broad audience while highlighting the importance and impact of your project
- Movement-wide recognition, details TBD

Additionally, all scholarship recipients will be added to a GSUSA database where they may be asked to serve as representatives for Girl Scouts through public relations, web/social, speaking engagements or other related opportunities.

## Our resource roundup for Girl Scouts

Here you'll find a roundup of internet resources that will help you become a Gold Award Girl Scout. We recommend referencing this list as you work on your project, then again once you're officially a Gold Award Girl Scout.

### Building a Team and Network

[The Gold Award Guide for Project Advisors](#)

[The Gold Award Guide for Parents and Caregivers](#) [The Gold Award Guide for Troop Leaders](#)

### Designing and Carrying Out a Project: Gold Award Girl Scouts Share their Wisdom on YouTube

[Go for the Gold—Tips from Gold Award Girl Scouts](#)

### Ready To Get Started?

[Create a GoGold Account](#)

[FAQs](#) (GoGold Account Required)

### You're a Gold Award Girl Scout! What's Next?

[Search the Scholarship Database for Opportunities for Gold Award Girl Scouts](#) [Share your Project on the Girls Changing the World Map](#)

[Learn About the National Gold Award Girl Scouts](#) [Get your Gold Award Credential](#)

---

*A special thank you to Girl Scouts San Diego for creating the guide that inspired this national template and to the 2020 Highest Award Council Thought Partners—Girl Scouts of Alaska, Girl Scouts of Central Texas, Girl Scouts of Connecticut, Girl Scouts of Nassau County, Girl Scouts Northeast Texas, Girl Scouts of Northern Illinois, Girl Scouts of San Geronio, Girl Scouts of Southeast Florida, Girl Scouts of Maine, and Girl Scouts of Western Ohio—for informing the updated Gold Award Guidelines for our Movement at every step.*

---

## GSSOAZ Gold Award FAQs: Frequently Asked Questions

### How do I choose an issue?

You'll use GoGold to answer questions that will help you reflect on your experience, education, and personal values in order to find an issue you care about.

### Things to think about

- What inspires you? Is it something in your school, community, country or world?
- What motivates you into action? Is it people, events, activities, places?
- What skills, talents, and strengths do you have to offer?
- How do you want to make a difference? As an advocate for justice? A promoter of environmental awareness? As a trainer, mentor, or coach? As an artist, actor, or musician? As an organizer of petitions or campaigns? As an entrepreneur? Can you think of another role?
- What motivates, inspires, and interests others? Can you build a team to support your idea?
- What would benefit the community both immediately and long-term?
- Check back through your Girl Scout Journeys. Are there activities in the Journeys that interest you? Can you use them in your Gold Award Take Action Project?

If these questions aren't working for you, try making a passion list. Start by listing 10 things you're passionate about. See the Take Action Project Ideas if you need help. Then narrow down your list to your top five. Finally, answer this question: which two are your best bets for creating a Gold Award project that would benefit the community?

**Need more help?** Check out the Project Theme Guide to choose a theme or category you are passionate about, brainstorm issues, choose one issue and brainstorm possible solutions, investigate organizations or agencies already working to address the issue that you may want to team up with, and choose one solution you think you can implement to create lasting change.

### Can I earn the Gold Award if I am a Juliette?

Yes. If you are an individually registered member not part of a Girl Scout troop, you can earn the Gold Award. Follow the steps to "go gold" outlined in Your Guide to Going Gold and be prepared to take the initiative to identify two adults you will work with: a Troop/Group Volunteer and Project Advisor.

### Do I present my Gold Award Project Proposal at the Gold Patrol workshop?

No. You'll submit your Project Proposal using GoGold. A member of the Gold Award Committee will be assigned as your Gold Award mentor at the Gold Patrol workshop. It's important to communicate with them on your progress and any issues along the way so they know you and your proposal well and can advocate for you through the process.

### How do I get my project plan approved?

You will get your project plan approved by meeting the standards outlined in the Girl Scout Gold Award rubric. You can use the rubric as a reference as you work to develop your project plan. Within 5 business days of submission, you'll be advised via email the following: your project will either be approved, more information is needed or specific areas need to be revisited and addressed prior to approval.

### What do I do if my Gold Award Project Proposal isn't approved?

Don't worry! Contact your Gold Award Mentor if you have questions about what you need to do or any direction you've been given is unclear. Talk to your Troop/Group Volunteer for help if you get stuck. Both will help you figure out what's needed to move forward.

### Who is my Troop/Group Volunteer?

Your Troop/Group Volunteer is an adult you ask to be on your team who is a registered Girl Scout Adult, helps you to meet Gold Award guidelines and review funding, safety, and travel

guidelines. This can be your Troop Leader or another Girl Scout Adult. Identify an adult to serve in this role that will give you a chance to get support from outside your family; parents/guardians cannot serve as your Troop/Group Volunteer.

**Who is my Project Advisor?**

Your project advisor is an adult you approach and invite to be on your team, who has some level of expertise in one or more areas of the issue your project addresses. Think of your project advisor as a subject matter expert who has special knowledge, experience, or expertise related to your issue. Identify an adult to serve in this role that will help you expand your network; parents/guardians cannot serve as your Project Advisor.

**Who is my Gold Award Liaison?**

Your Gold Award Mentor is the council volunteer who assist you in the Gold Award process and serves as your point of contact for your Gold Award project. They are there to assist you with the process.

**Can my family, friends, and sister Girl Scouts be on my team?**

Yes, your family, friends, and sister Girl Scouts can be on your team, but they shouldn't be the only ones. If you're only working with family, friends, and your troop or other Girl Scouts, you don't have an opportunity to stretch and grow in the way you need to for the Gold Award, so make it a priority to lead others in the community through your project. Remember too that when you expand your circle, you expand your impact. That's what the Gold Award is all about!

**Can I meet with the Gold Award Committee?**

Yes. Register to attend a Gold Patrol Workshop to share your project idea, get feedback, and ask questions.

**Can I do my project to benefit Girl Scouts?**

When you begin your Gold Award project, you'll consider your passions and discover the root cause of an issue you care about. If Girl Scouts is true and logical target audience for the issue you've chosen, your project can benefit Girl Scouts.

**What is a target audience?**

Your target audience is the portion of the community who will benefit from the work you do as you carry out your project plan for your approved Project Proposal.

**What are the suggested hours for earning the Gold Award?**

The suggested minimum number of hours to use as a guide for the Gold Award project is 80 hours.

**Something to consider:** All Gold Award projects will not require the same length of time to complete from planning to sharing and celebration. The time it takes to earn the Gold Award will depend on the nature of the project, size of the team, and support of the community. Quality projects should be emphasized over the quantity of hours.

**Can I include volunteer hours in my required 80 project hours?**

No. Those 80 hours must be the time you've spent on the Gold Award project, but you can track hours your volunteers donated to your project in your Final Report as supporting data.

**Can I begin working on my Gold Award during the summer after I bridge (transition) from Cadettes to Seniors?**

Yes. You can begin to earn the Gold Award over the summer after your bridge to Girl Scout Senior.

**Can I start my project before it's approved?**

No, but you can and should start to prepare for your project. You can research your topic, contact venues and possible community partners, create resources, and begin seeking volunteers, but you should not implement your project until you get the "green light" and your Project Proposal is approved.

**Can I do a Gold Award project with my friends or my troop?**

No. The Gold Award is an individual project. But you CAN help your friends with their project and they can help you!

**When is the last day to submit my Final Report?**

The last possible day to submit is September 30<sup>th</sup> following high school graduation. We recommend submitting by September 1<sup>st</sup> to allow time for review and final approval.

**Can I get an extension if I'm too busy to complete my project?**

We get it. High school is a busy time. But we can't grant an extension if you haven't had time to complete your project. An extension might be granted if you've had a serious illness, lost your home, or had an equally difficult experience. If one of these applies to you, contact council staff.

**When must I finish in order to list "Gold Award Girl Scout" on my college applications?**

You can put "Gold Award Girl Scout" and the estimated year of completion on your applications as soon as your Project Proposal is approved. Once your Final Report is approved and you've earned the Gold Award, indicate you are a Gold Award Girl Scout and the year you've earned the award.

**Who approves the Gold Award Final Report?**

The Final Report is approved by the Gold Award Committee and accepted by Girl Scouts of Southern Arizona.

## Take Action Project Ideas

### Community development

- \_ Civic/public infrastructure
- \_ Homeless assistance
- \_ Transportation
- \_ Community clean-up Social services
- \_ Volunteer capacity/management
- \_ Historic preservation
- \_ Animal care services
- \_ Independent living assistance
- \_ Other community development

### Economic development

- \_ Financial literacy
- \_ Workforce development
- \_ Financial asset development
- \_ Economic revitalization
- \_ Technology access
- \_ Other economic development

### Disaster Recovery and Relief

- \_ Disaster mitigation
- \_ Disaster recovery
- Other disaster
- \_ Disaster preparedness
- \_ Other relief

### Education

- \_ Adult literacy
- \_ Computer literacy
- \_ Special education programs
- \_ After school programs
- \_ English language learning
- Classroom education
- \_ Child literacy
- \_ Job preparedness
- \_ Cultural heritage
- \_ School preparedness
- \_ Other education

### Environment and energy

- \_ Clean air/water
- \_ Environmental protection
- \_ Waste reduction/recycling Environmental restoration
- \_ Weatherization
- \_ Energy conservation
- \_ Indoor environment Environmental awareness
- \_ Other environment

### Health and wellness - nutrition

- Disabilities services
- \_ HIV/AIDS prevention
- Nutrition education
- \_ Food distribution/ collection
- \_ Health/wellness education
- \_ Substance abuse prevention/rehabilitation
- \_ Food production
- \_ Maternal/child health services
- \_ Aid to seniors/elders
- \_ Health services delivery
- \_ Mental health services
- \_ Other health/nutrition

### Public safety

- \_ Accident prevention
- \_ Crisis intervention
- \_ Victim/witness services
- \_ Community policing
- \_ Fire prevention
- \_ Public safety education Conflict resolution/mediation
- \_ Legal assistance
- \_ Crime awareness/prevention
- \_ Offender/ex-offender services/rehabilitation
- \_ Children and youth safety
- \_ Other public safety

### Youth development

- \_ Children and youth safety
- \_ Juvenile justice services
- \_ Bullying prevention
- \_ Delinquency prevention
- \_ Teen pregnancy/parenting services
- \_ Other youth development

### Veterans' assistance

- \_ Housing assistance
- \_ Military family assistance
- \_ Veteran employment services
- \_ Outreach and counseling
- \_ Veteran disabilities/rehabilitation assistance
- \_ Other Veterans' assistance

Girl Scouts "take action" to help solve community problems. Girls in grades 6-12 earn Girl Scouts' Highest Awards and become Bronze, Silver, and Gold Award Girl Scouts.

## Project Theme Guide

<b>Animals</b>	Animal Safety, Animal Rights, Pet Care, Animal Adoption
<b>Arts, Culture &amp; Heritage</b>	Art, Languages, Historic Preservation, Cultural Awareness, Performing Arts, Visual Arts, Music
<b>Children's Issues</b>	Child Abuse, Foster Care, Infant Care,
<b>Civic Engagement</b>	Mentoring Politics, Community Development,
<b>Disaster Relief</b>	Voting, Advocacy Fire, Natural Disasters,
<b>DEIA-RJ</b>	Flooding, Earthquake, Tsunami Diversity, Equity,
<b>Education</b>	Inclusion, Access, Racial Justice Literacy,
<b>Elderly Issues</b>	Career Training, Career Pathways
<b>Entrepreneurship</b>	Elder Care, Senior Centers, Dementia, Intergenerational Relationships, Life Skills/Technology Support
<b>Environment &amp; Sustainability</b>	Social Entrepreneurship, Business Development
<b>Physical Health</b>	Preserving Outdoor Spaces, Pollution, Alternative Energy, Clean Water, Farming, Climate Change
<b>Mental Health</b>	Fitness, Nutrition, Hygiene, Diseases, Organ Donation, Global Health, Drug Abuse
<b>Healthy relationships</b>	Self-Esteem, Self-Image, Self-Care, Suicide Prevention, Body Image/Body Positivity
<b>Human Rights</b>	Bullying, Conflict Management, Communication, Domestic Violence, Rape Prevention
<b>Life Skills</b>	Human Trafficking, Girls' and Women's Rights, Immigration
<b>Military/Veterans Affairs Outdoors</b>	Civic Engagement, Healthy Living, Communication, Financial Literacy, Cultural Arts, Global Citizenship, Digital Life Skills, Digital Hygiene, Digital Leadership
<b>Poverty</b>	Veteran's Assistance, Veterans' Issues
<b>Public Safety</b>	Adventure Opportunities, Environmental Stewardship
<b>Sports</b>	Hunger, Homelessness, Affordable Housing, Fair Trade Traffic Safety, Policing, Juvenile Detention,
<b>STEM</b>	Detention Centers After School Programs, School Clubs, Athletic Programs Science, Technology, Engineering, Math, Roboti

